



**LANDBANK**

www.landbank.com

**LANDBANK BOND FUND**

**KEY INFORMATION AND INVESTMENT DISCLOSURE STATEMENT**

As of 30 September 2024

**FUND FACTS**

Classification	: Fixed-Income Fund (Long-Term)	Net Asset Value per Unit	: 2.026571
Launch Date	: 13 March 2006	Total Fund NAV	: PhP 53,580,413.62
Minimum Investment	: PhP 5,000.00	Dealing Day	: Up to 12:00pm of any banking day
Additional Investment	: PhP 1,000.00	Redemption Settlement	: T + 1
Minimum Holding Period	: 30 Calendar Days	Early Redemption Charge	: 25% on the net earnings of the redeemed principal amount. At no instance shall the penalty be less than P500.00

**FEES\***

Trust Fees : 0.255853%	Custodianship Fees : n/a	External Auditor Fees : n/a	Other fees : 0.004718%
LANDBANK	Standard Chartered		RTGS Fee

\*As a percentage of average daily NAV for the quarter valued at PhP 52,882,154.97

**INVESTMENT OBJECTIVE AND STRATEGY**

As a Peso-denominated Bond Fund, the LANDBANK Bond Fund aims to generate a steady stream of income mainly through investments in a diversified portfolio of peso-denominated fixed-income securities such as, but not limited to, government securities and corporate bonds suitable for investors looking for moderate yields and willing to take minimal risks on their investments.

**CLIENT SUITABILITY**

A *client profiling process* shall be performed prior to participating in the Fund to guide prospective investor if the Fund is suited to his/her investment objectives and risk tolerance. Clients are advised to read the Declaration of Trust/Plan Rules of the Fund, which may be obtained from the Trustee, before deciding to invest.

The LANDBANK Bond Fund is classified as a Long-Term Bond Fund suitable only for investors who:

- Have a Moderate Risk Profile
- Can accept the risk that the principal investment can be lost in whole or in part when the NAVPU at the time of redemption is lower than the NAVPU at the time of participation.
- With an investment horizon of 3 to 5 years.

**KEY RISKS AND RISK MANAGEMENT**

**You should not invest in this Fund if you do not understand or are not comfortable with the accompanying risks.**

**Credit Risk/Default Risk.** The possibility for an investor to experience losses due to a borrower's failure to pay principal and/or interest in a timely manner on instruments such as bonds, loans, or other forms of security which the borrower issued.

**Reinvestment Risk.** The risk associated with the possibility of having lower returns or earnings when maturing funds or the interest earnings of funds are reinvested.

**Interest Rate Risk.** This is the possibility for an investor to experience losses due to changes in interest rates.

**Inflation Risk.** The risk that the value of investment is lower than the rate by which the prices of goods and services go up.

**Liquidity Risk.** The possibility for an investor to experience losses due to the inability to sell or convert assets into cash immediately or in instances where conversion to cash is possible but at a loss.

**Market/Price Risk.** This is the possibility for an investor to experience losses due to changes in market prices of securities (e.g., bonds and equities).

- The Fund implements a risk management policy that applies the principles of Value-at-Risk (VaR) and Modified Duration. VaR is defined as a statistical estimate of the amount of loss that an "open" risk position is unlikely to exceed during a given time period with a given level of confidence. Modified Duration is a means to measure the change in the value of a security in response to a change in interest rates. The formula is used to determine the effect that a 1% change in interest rates will have on the price of the bond.
- The Fund's investment outlets have been subject to proper screening and evaluation in accordance with LANDBANK –TBG's accreditation process and minimum regulatory requirements.

**REDEMPTION CONDITIONS**

Surrender of the Confirmation of Participation or submission of a Letter of Instruction and such other reasonable requirements which the TRUSTEE may require; subject to penalty if redeemed before the minimum holding period.

For Partial Redemption, remaining balance should not be less than minimum investment.

**DISCLOSURES**

- **THE UIT FUND IS NOT A DEPOSIT AND IS NOT INSURED BY THE PHILIPPINE DEPOSIT INSURANCE CORPORATION (PDIC)**
- **RETURNS CANNOT BE GUARANTEED AND HISTORICAL NAVPU IS FOR ILLUSTRATION OF NAVPU MOVEMENT/FLUCTUATIONS ONLY**
- **WHEN REDEEMING, THE PROCEEDS MAY BE WORTH LESS THAN THE ORIGINAL INVESTMENT AND ANY LOSSES WILL BE SOLELY FOR THE ACCOUNT OF THE CLIENT**
- **THE TRUSTEE IS NOT LIABLE FOR ANY LOSS UNLESS UPON WILLFUL DEFAULT, BAD FAITH OR GROSS NEGLIGENCE**
- **INVESTORS MUST READ THE COMPLETE DETAILS OF THE FUND IN THE PLAN RULES, MAKE HIS/HER OWN RISK ASSESSMENT, AND WHEN NECESSARY, HE/SHE MUST SEEK INDEPENDENT/PROFESSIONAL OPINION, BEFORE MAKING AN INVESTMENT.**

For more information, you can contact us:  
LANDBANK TRUST BANKING GROUP

Tel. Nos. 8405-7351; 8405-7119; 8405-7100; 8405-7761  
Email Addresses: New Accounts: TBDD@landbank.com  
Existing Accounts: TRAMD@landbank.com

# Fund Performance and Statistics as of 30 September 2024

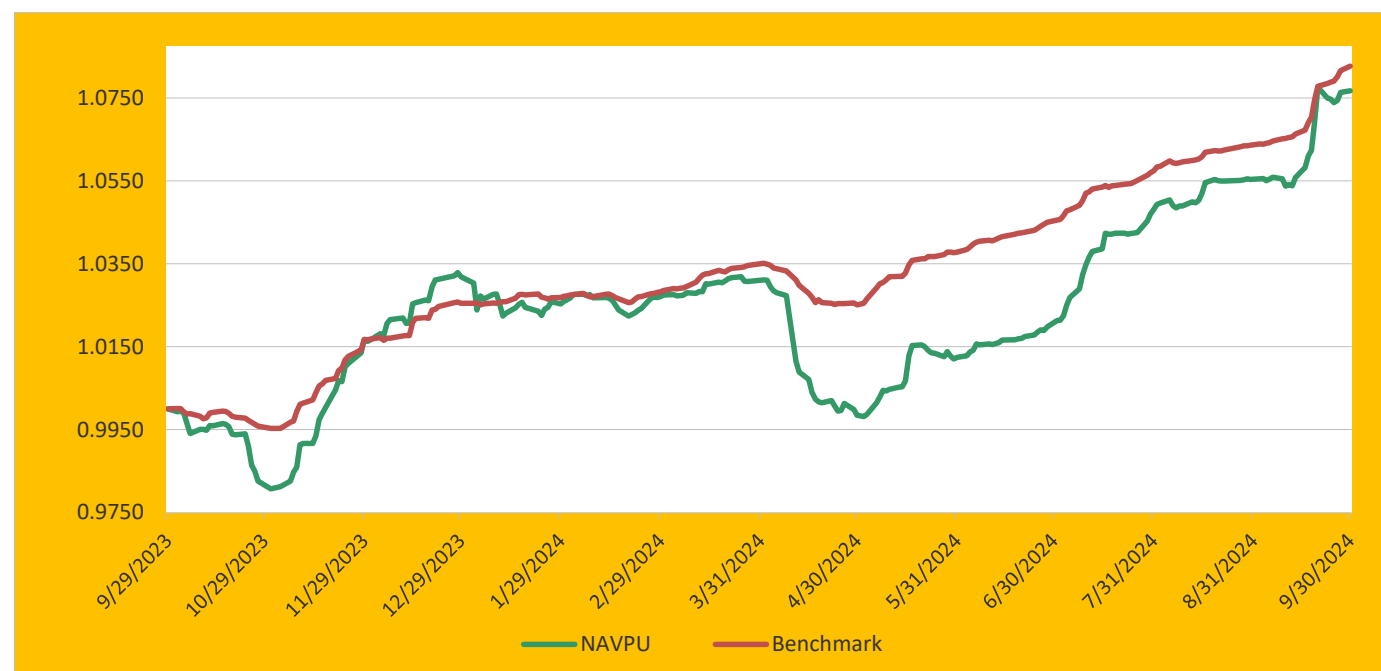
Purely for reference purposes and is not a guarantee of future results

# BOND FUND

Previously the LANDBANK GS-FI Fund

## NAVPU GRAPH

### ONE YEAR FUND PERFORMANCE



## NAVPU (Year-On-Year)

Highest	2.028113
Lowest	1.845729

## STATISTICS

Weighted Ave Tenor	8.16
Monthly Volatility <sup>1</sup>	1.89%
Sharpe Ratio <sup>2</sup>	0.14
Information Ratio <sup>3</sup>	-0.03

<sup>1</sup>Volatility measures the fluctuations in the yield. A higher value means more dispersion from the Fund's average yield. Adjusted. Volatility per month, for the past 1 year.

<sup>2</sup>Sharpe Ratio evaluates the return-to-risk efficiency of the portfolio. The higher the value, the higher the reward per unit of risk.

<sup>3</sup>Information Ratio measures reward-to-risk efficiency of the portfolio relative to the benchmark. The higher the number, the higher the reward per unit of risk.

## CUMULATIVE PERFORMANCE(%)<sup>1</sup>

Period	1 Mo	3Mos	6Mos	1Yr	3 Yrs
Bond Fund <sup>2</sup>	2.03%	5.59%	4.46%	7.68%	12.98%
Benchmark <sup>3</sup>	1.79%	3.60%	4.64%	8.27%	9.96%

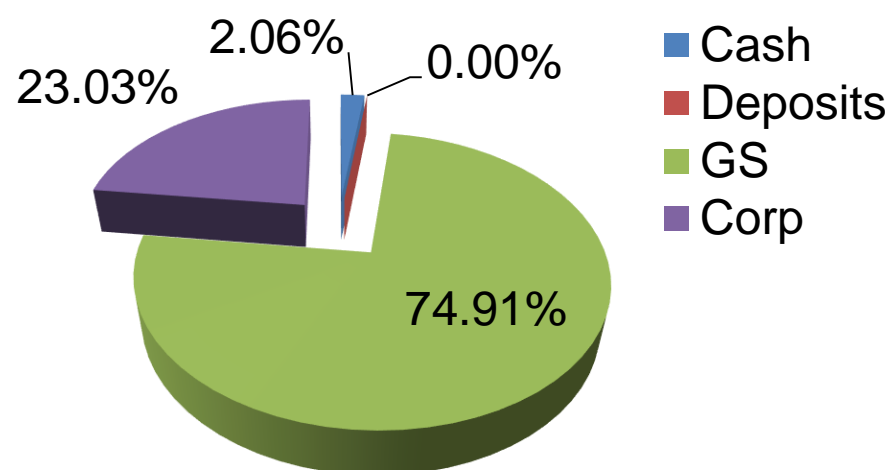
<sup>1</sup>Past performance is not indicative of future performance

<sup>2</sup>Net of imputed Expected Credit Loss (ECL)

<sup>3</sup>Weighted average percentage change in the following indices:

a. Bloomberg Philippine Sovereign Bond Index 1 to 5 Years (BPHIL15) (Gross of Tax) – 95% and  
b. 1-month BVAL (Gross of Tax) – 5%

## PORTFOLIO COMPOSITION



## MAJOR ASSET HOLDINGS

Issue	Maturity	% of Portfolio
Government Securities	16-Dec-35	21.82%
Corporate Bonds/Notes	30-Sep-35	13.04%
Government Securities	23-Jun-32	10.14%
Government Securities	05-Nov-34	6.90%
Corporate Bonds/Notes	25-Jan-34	6.81%
<b>Total</b>		<b>58.71%</b>

## RELATED PARTY TRANSACTIONS

The Fund has deposits with LANDBANK amounting to 1,093,402.21 which is within the limit approved by the Board of Directors. Likewise, all related parties transactions are conducted on an arm's length basis.

## FUND MANAGER'S REPORT

The third quarter of 2024 provided a much clearer picture on the trajectory of interest rates. With the monetary policy direction of the Federal Reserve gaining much clarity, investors preempted a rate cut in the Fed's September 18 meeting. The BSP already discounted this as it slashed interest rates one month ahead of the Federal Reserve in its August meeting. True enough, the Fed executed a jumbo 50 basis points rate cut in the following month, sending rates south. As for the BSP, its monetary easing did not end with the rate cut. The local central bank also lowered bank reserve requirements big-time by an unprecedented 250 basis points. The aggressive monetary policy move by the BSP effectively inundated the financial system with over P1 trillion in incremental liquidity. Hence, interest rates exhibited a strong downward bias. And with both the Federal Reserve and BSP signaling more rate cuts ahead, the downward momentum of rates should carry on through next year. Nevertheless, one cannot ignore that U.S. economic data are still coming out strong, which is counterintuitive with the contention that inflation is very much under control. Because of this, the long end of the yield curve is exhibiting an upward bias as speculation swirl that the Federal Reserve may have erred again in lowering interest rates prematurely and too aggressively.

## VIEW STRATEGY

With the monetary policy stance of both the Federal Reserve and the BSP now skewed towards easing, yields should trace a downward trajectory through next year. Although the general direction of interest rates is downwards, strong U.S. economic data could make this be a very slow and gradual process with occasional blips. In any case, the peak of interest rates had already been reached in the last quarter of 2022. Portfolios should be fully invested by this time with durations lengthened.

## Contact Details

For more information, visit, call or email

LANDBANK TRUST BANKING GROUP

31/F LANDBANK Plaza

1598 M.H. Del Pilar St. Malate, Manila 1004

Tel. Nos. 8405-7351; 8405-7119; 8405-7100; 8405-7761

Email : New Accounts: TBDD@landbank.com

Existing Accounts: TRAMD@landbank.com

Visit our website:

<https://www.landbank.com/unit-investment-trust-fund>



Trust Banking Group

Your Stewards for Growth and Good Governance

UITFs are not deposit accounts or an obligation of, or guaranteed, or insured by the Land Bank of the Philippines or its affiliates or subsidiaries and, therefore, are not insured or governed by the Philippine Deposit Insurance Corporation (PDIC). Due to the nature of investment, yields and potential yields cannot be guaranteed. Any income or loss arising from market fluctuations and price volatility of the securities held by the fund/account, even if invested in government securities, is for the account of the trustor/investor. As such, funds of the trustor/investor, when redeemed, may be worth more or be worth less than his/her initial investment/contributions. Historical performance, when presented, is purely for reference purposes and not a guarantee of similar future results. The Trustee is not liable for losses, unless upon willful default, bad faith, or gross negligence. Investors must read the complete details of the fund in the Plan Rules, make his/her own risk assessment, and when necessary, he/she must seek independent/professional opinion, before making an investment.

LANDBANK UNIT INVESTMENT TRUST FUNDS

# UNIT INVESTMENT TRUST FUND

## ABOUT THE LANDBANK BOND FUND'S BENCHMARK

---

Weighted average percentage change in the following indices:

- a. Bloomberg Philippine Sovereign Bond Index 1 to 5 Years (BPHIL15) – 95%
- b. 1-month BVAL – 5%

or in the absence of any one of the indices, any relevant and industry-accepted benchmark.

However, this should not be construed as a guarantee of yield.

### Description of the Benchmark

- a. Bloomberg Philippine Sovereign Bond Index 1 to 5 Years (BPHIL15)

The Bloomberg Philippine Sovereign Bond Index 1 to 5 Years (BPHIL15) is a rules-based market-value weighted index engineered to measure the fixed-rate local currency securities publicly issued by the Philippines, including retail securities. To be included in the index a security must have a minimum par amount of PhP3 Billion.

Bloomberg's BVAL Evaluated Pricing Service provides transparent and highly defensible prices for fixed-income securities across the liquidity spectrum. The key to BVAL's methodology is its real-time access to market observations from a wealth of contributed sources. This accumulated mass of market data is the main driver of an innovative and quantitative approach that first corroborates market levels on actively traded bonds and then derives a comparable relative value price for those securities that are less liquid.

This methodology aligns with Bloomberg's trusted capabilities as the financial industry's leading analytics platform and source of fixed-income information. In addition to sophisticated algorithms that generate evaluated prices, the BVAL methodology assigns a BVAL Score based on the amount and consistency of market data used in our models.

- b. 1-month BVAL

The shortest benchmark tenor. Based on the one-month prevailing market rate that comprises the front-end of the Philippine yield curve.

### Key Characteristics

- a. Bloomberg Philippine Sovereign Bond Index 1 to 5 Years (BPHIL15)

Comprised by a basket of peso-denominated government securities with remaining tenors of 1 up to 5 years.

- b. The 1-month BVAL reflects the current yield on the 30-day fixed income security.

### Relation of the benchmark to the fund's objectives/investment strategies

The Fund aims to generate a steady stream of income mainly through investments in a diversified portfolio of peso-denominated fixed-income securities while the Bloomberg Philippine Sovereign Bond Index 1 to 5 Years (BPHIL15), similarly, is a basket of securities with remaining maturities of 1 up to 5 years, approximating the rate of return of the fund.

To manage liquidity risk, the fund lodges 5% of net assets in 30-day placements. As such, the weighted average of the Bloomberg Philippine Sovereign Bond Index 1 to 5 Years (BPHIL15) (95%) and the 1-month BVAL (5%) is the most appropriate benchmark for the fund's performance.

### References/sources of its detailed information

- Bloomberg Terminal
- PDS Website

# UNIT INVESTMENT TRUST FUND

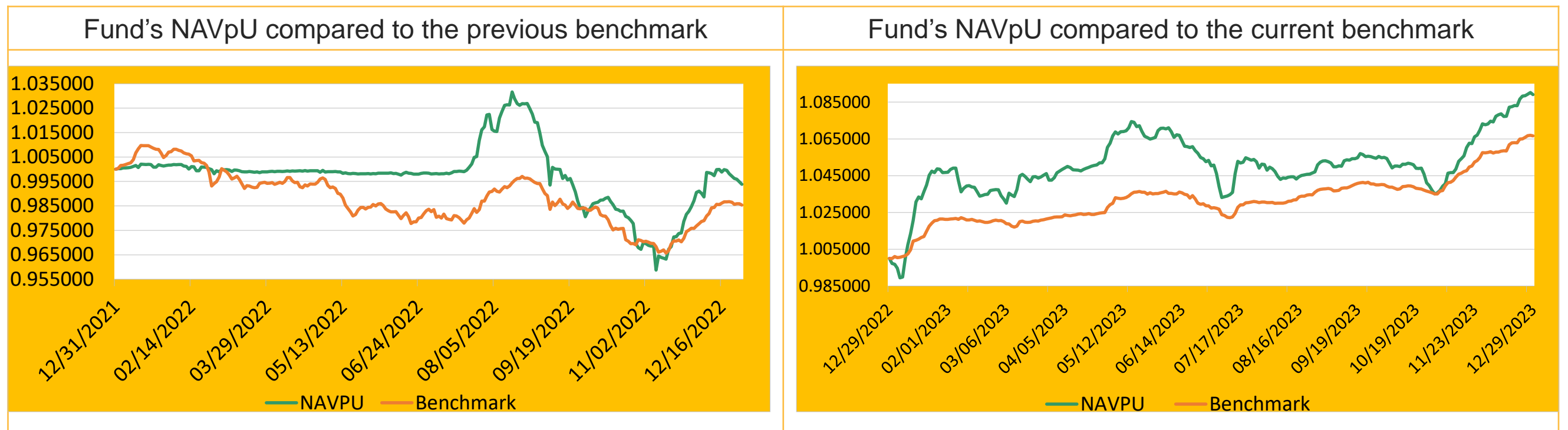
## ABOUT THE LANDBANK BOND FUND'S BENCHMARK

### Change in the Benchmark

The amendment to the Fund's benchmark was approved by the LANDBANK Board of Directors on 31 August 2023 through Resolution No. 23-558.

From	To
Percentage change in the Bloomberg Government Bond Index AI (All in) or, in its absence, any relevant and industry-accepted benchmark	<u>Weighted average percentage change in the following indices:</u> a. Bloomberg Philippine Sovereign Bond Index 1 to 5 Years (BPHIL15) - 95% b. 1-month BVAL price - 5%

### One Year Fund Performance Comparison



### Reason for the Change of the Fund's Benchmark

The amendment to use a blended benchmark for LANDBANK's Bond Fund (addition of the 1-month BVAL) is part of the Trust Banking Group's regular product review and improvement. The blended benchmark considers the liquidity portion of the funds and makes the fund's return more comparable to the return of its benchmarks.

Additionally, as required by the BSP, the Declaration of Trust/Plan rules of each fund will now include detailed information about its benchmark. This information comprises of a description of the benchmark, its key characteristics, its relevance to the fund's objectives and investment strategies, and references/sources of information.

By amending and using a blended benchmark for LANDBANK Bond Fund, clients will have a more realistic comparison of yield/return, as the benchmarks will now factor in the liquidity portion of the fund.

For more information on the Fund's benchmark, contact your designated Trust Account Officer at (02) 8405-7351.